


® ©

# **LGVN** Series

[www.lubivalves.com](http://www.lubivalves.com)



**VALVES**



## ***GATE VALVES***

**NRS Resilient Seated PIV**

Grooved/Flanged End With Hand Wheel

# GATE VALVES

## NRS Resilient Seated PIV Gate Valves



### Standards

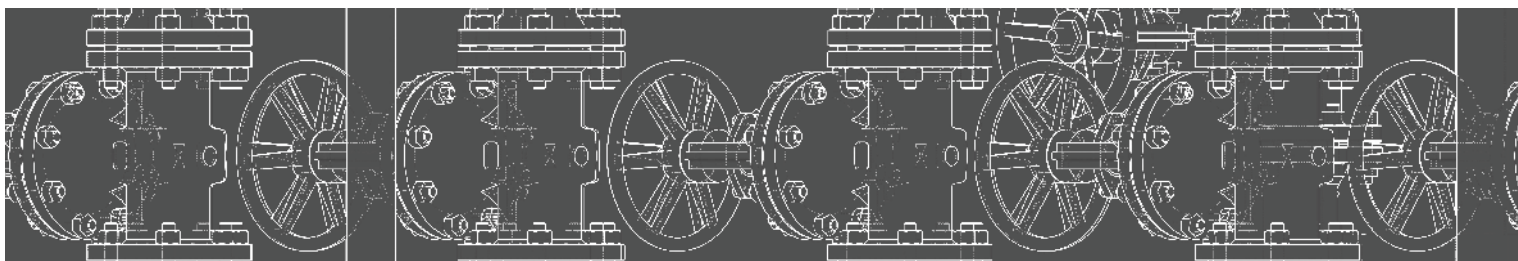
Design	AWWA C515
Grooved Ends	AWWA C606
Flanged Ends	PN10 / PN16 / ANSI B16.1 CLASS 125
Testing	ISO5208 / API598 / EN 12266

### Test Pressure

Hydrostatic Shell Test	24 bar (350 psi)
Seat Test	17.6 bar (256 psi)
Maximum Working pressure	16 bar (230 psi)

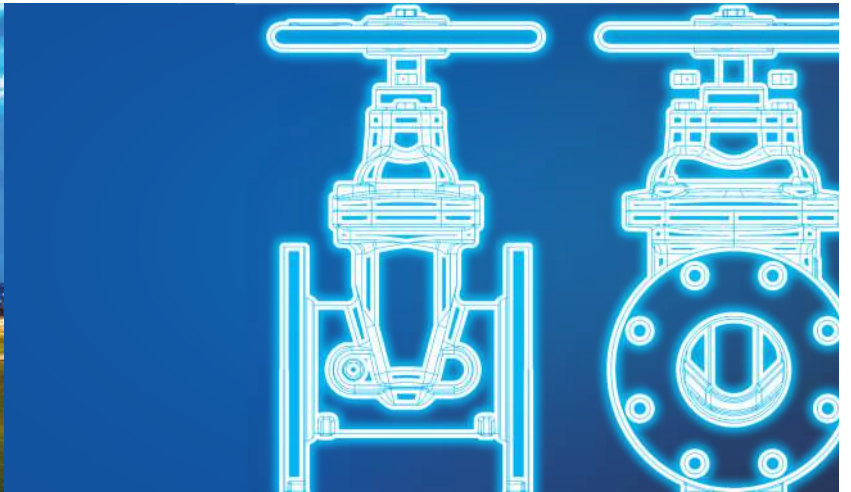
### Material of Construction

Part Name	Material	Specification
Main Body	Cast Iron	FG260
Wedge	Cast Iron with Rubber Encapsulation	FG260 + EPDM Rubber
Wedge Nut	Bronze	B62 C83600
Stem	Stainless Steel	AISI 304
Bonnet	Cast Iron	FG260
Gasket	Rubber	EPDM
Packing	Graphite	Commercial
Gland	Cast Iron	FG200
Thrust collar	Brass	C67400
O-Ring	Rubber	EPDM
Hand Wheel	Cast Iron	FG200
Post Flange	Cast Iron	FG200
Operating nut	Cast Iron	FG200
Drainage Plug	Stainless Steel	AISI 304
Post Flange Bolt	Carbon Steel	AISI 1010
Bonnet bolt	Carbon Steel	AISI 1010



# GATE VALVES

## NRS Resilient Seated PIV Gate Valves



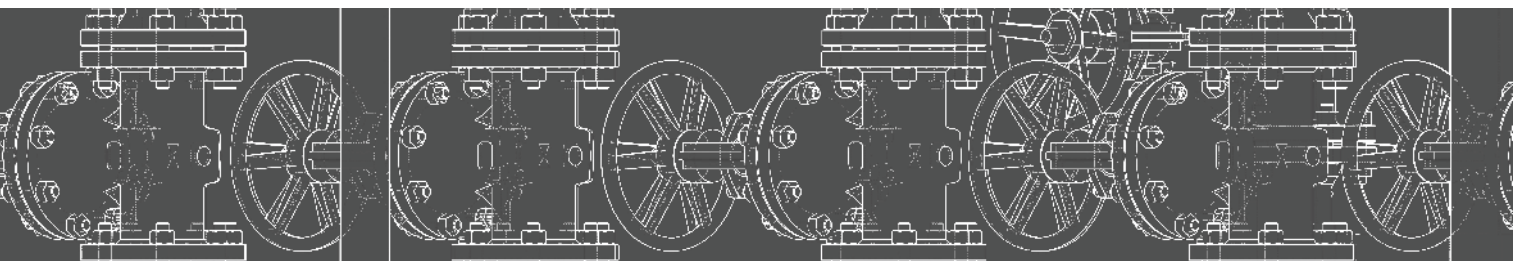
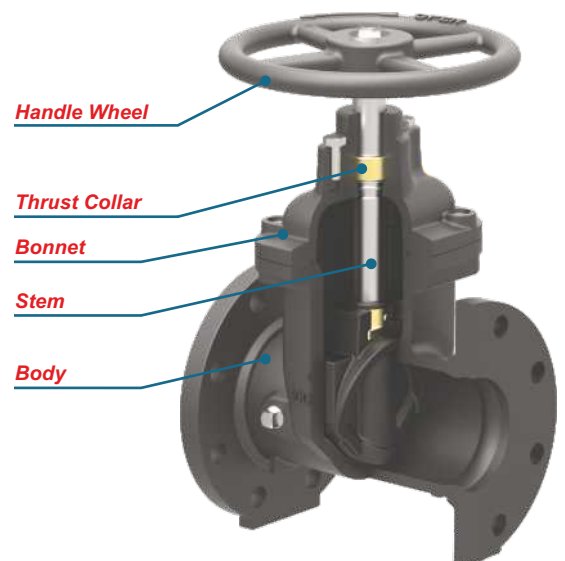
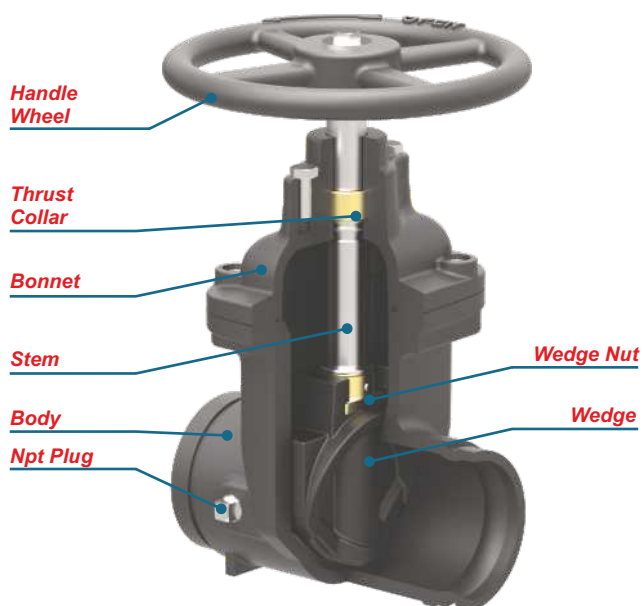
### MAIN FEATURES

- As the name suggests, these valves are having Non-Rising Stem (NRS).
- As the stem is Non-Rising, it is suitable where limited Installation space is available.
- We provide Triple O-ring Stem Seal which prevents the leakage of liquid and keeps the thrust collar free from dirt or any other contaminants.
- We provide Drain plugs for draining the valve during maintenance.
- All our valves are CED (Cathodic Electro Deposition) for better corrosion protection & long lasting life.

We provide Flanged Ends as per following standards:

i.PN10 ii.PN16 iii.ANSI B16.1 Class 125

**Note :** We can provide Post Flange if requested at the time of order.





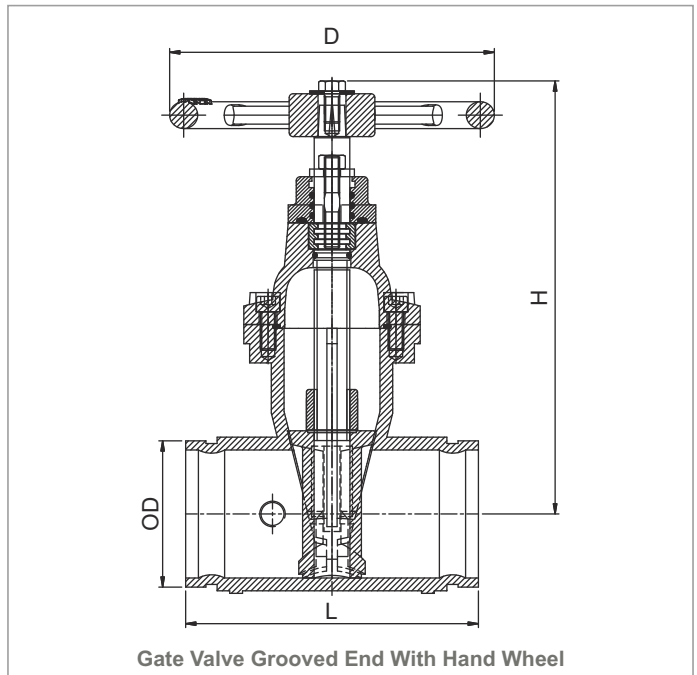
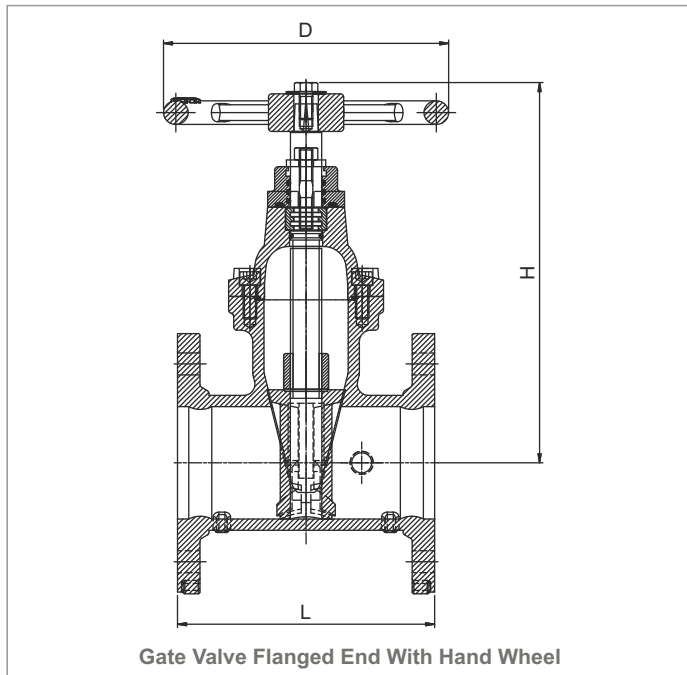
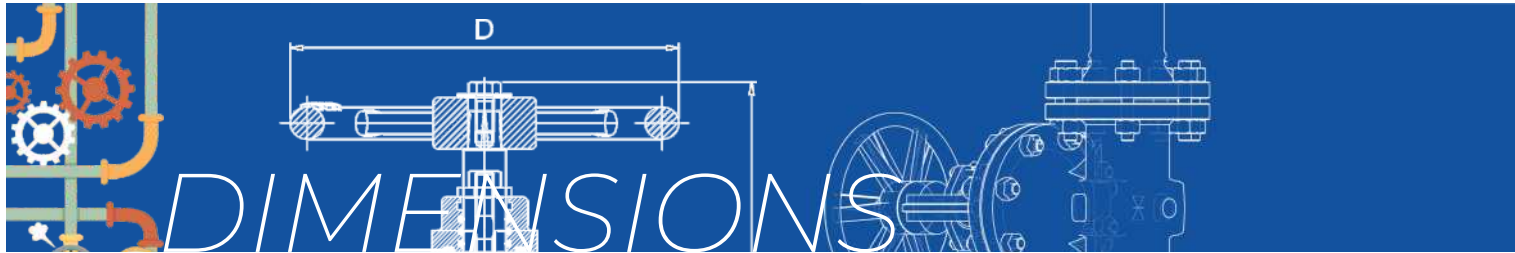
# GATE VALVES

## NRS Resilient Seated PIV Gate Valves



### ORDERING KEY

LGV	N	25	C	H	G
Series	Stem Type	SIZE mm / in	Material	Handle Type	Type of Flange
LUBI Gate Valve	N - Non Rising Stem O - OS&Y	25 - 65 / 2.5 30 - 80 / 3 40 - 100 / 4 60 - 150 / 6 80 - 200 / 8 10 - 250 / 10	C - Cast Iron D - Ductile Iron	H - Hand Wheel P - Post Flange (Optional)	F - Flanged G - Grooved



### SIZE / DIMENSIONS

#### Gate Valve Flanged End With Hand Wheel

Model	Size mm	Size Inch	L	H	D
LGVN25CHF	65	2.5	190.5	263	184
LGVN30CHF	80	3	203	283	254
LGVN40CHF	100	4	229	338	254
LGVN60CHF	150	6	267	448	305
LGVN80CHF	200	8	292	530	356
LGVN10CHF	250	10	330	633	445

#### Gate Valve Grooved End With Hand Wheel

Model	Size mm	Size Inch	OD	L	H	D
LGVN25CHG	65	2.5	73.00	190.5	263	184
	65	2.5	76.10	190.5	263	184
LGVN30CHG	80	3	88.90	203	283	254
LGVN40CHG	100	4	114.30	229	338	254
LGVN60CHG	150	6	165.10	267	448	305
	150	6	168.30	267	448	305
LGVN80CHG	200	8	219.10	292	530	356
LGVN10CHG	250	10	273.00	330	633	445

Note: All Dimensions are in mm unless mentioned otherwise.

## LUBI INDUSTRIES LLP

Near Kalyan Mills, Naroda Road, Ahmedabad-380 025, INDIA.

Phone : +91 - 79 - 61700100

Sales Enquiries: sales@lubivalves.com • www.lubivalves.com

Product Improvement is a continuous process at 'LUBI'. The data given in this publication is therefore subject to revision.

00.00.230223.0234



Customer Care Number  
**09824200800**



ISO 9001 ISO 14001